


## Straight Single Clapper Two-Way Inlets

### A95

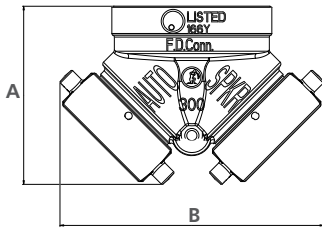


- Exposed auxiliary inlet connection with 500 G.P.M. inlet capacity to supplement fire protection water supply. Exposed design provides an economical method of satisfying Fire Dept. inlet requirements.

#### Standard equipment:

Cast brass two-way inlet body with single swing clapper and pin or rocker lug hose thread swivel; straight NPT outlet connection.

Branding: "AUTO SPKR"



SPECIFY THREAD

#### CERTIFICATIONS



a	b
4"	2-1/2"

	4" x 2-1/2"
A	5-33/64"
B	8-5/64"

## 90° Single Clapper Two-Way Inlets

### A96

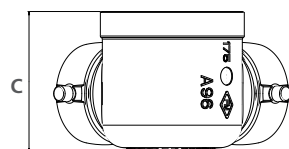
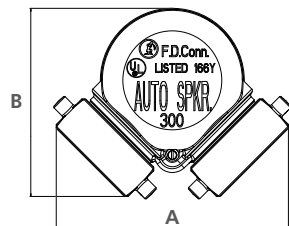


- Exposed auxiliary inlet connection with 500 G.P.M. inlet capacity to supplement fire protection water supply. Exposed design provides an economical method of satisfying Fire Dept. inlet requirements.

#### Standard equipment:

Cast brass two-way inlet body with single swing clapper and pin or rocker lug hose thread swivel; angle NPT outlet connection.

Branding: "AUTO SPKR"



SPECIFY THREAD

#### CERTIFICATIONS



a	b
4"	2-1/2"

	4" x 2-1/2"
A	8-5/64"
B	6-11/16"
C	4-29/32"